


# 3DC11LP-AOIC

SMD 3D11 Coil Low Profile AOI (cap option)

13x11.6x4.15mm

3-AXIS TRANSPONDER INDUCTOR (3DCOILS™)



## APPLICATIONS

- › Automotive Passive keyless entry systems.
- › Automotive RTPMS with wake up functions.
- › Industrial logistics and control.
- › Access control.
- › Tracking devices.

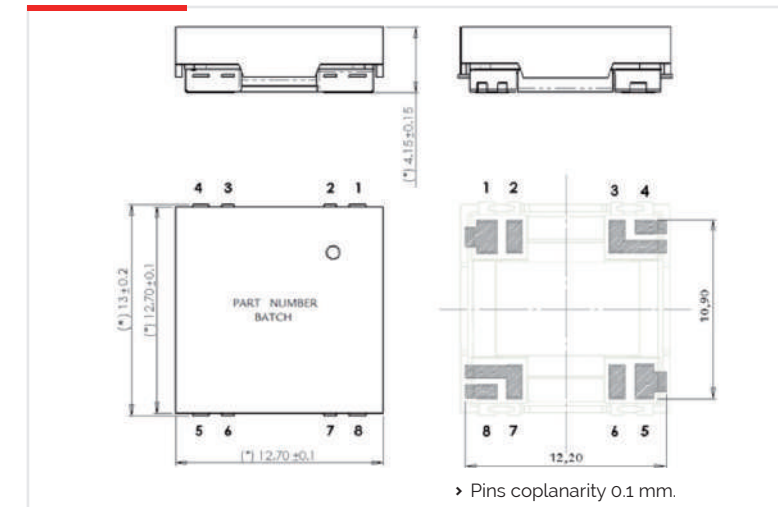
## 01 CHARACTERISTICS

AOI version for the 3DC11LP with a plastic cap on top to improve winding lateral protection:

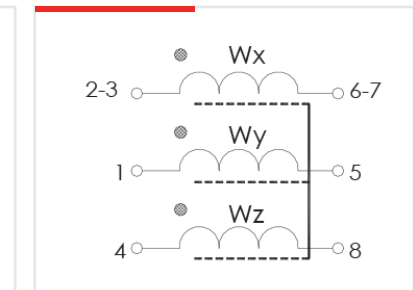
- › Evolution of the 3DC11LP-AOI series.
- › The cap, made of high quality plastic material, improves the mechanical protection of the coil.
- › Very good electrical performance in the smallest dimensions.
- › High stability in temperature (-40 °C to +85 °C).
- › High sensitivity values.
- › The inductivity in each axis can be customized to achieve customer requirements.
- › Designs at lower frequencies, 20 kHz or 40 kHz, show a very good electrical performance as well.
- › Allows the Automatic Optical Inspection in customers reflow process since provides lateral meniscus in all soldering points.

## 02 SPECIFICATIONS

### DIMENSIONS AND RECOMMENDED PAD-LAYOUT (mm)



### ELECTRICAL DIAGRAM



### ELECTRICAL SPECIFICATIONS

CODE	L x,y,z (mH)	Q x,y nom	Qz nom	f (kHz)	SRFx,y (kHz) Min	SRFz (kHz) Min	DCRx (Ohm) Max	DCRy (Ohm) Max	DCRz (Ohm) Max	Sensit. x,y (mV/A/m) Min(*)	Sensit.z (mV/A/m) Min(*)
3DC11LP-AOIC-0238J	2.38	22	18	125	400	650	50	55	83	40	38
3DC11LP-AOIC-0477J	4.77	20	18	125	350	500	91	103	122	60	55
3DC11LP-AOIC-0720J	7.20	20	18	125	350	450	127	143	220	80	70
3DC11LPAOIC-C-0720J	7.20	20	18	134	350	450	127	143	220	80	70
3DC11LPAOIC-A-3000J	30	6	5	20	100	200	605	704	539	27	23

This chart is a reference guide for the most common required values at working frequency of 125, 134 and 20 kHz. Any other inductance value at LF or tighter tolerances can be provided. Also can be supplied different inductance values in the different winding axis. Please contact our sales department for any inquiry.